



fas
Aligner System



FAS Aligner System

Bringing a new Philosophy to the world of aligners

www.fasaligners.com

**FORESTADENT**[®]
GERMAN PRECISION IN ORTHODONTICS

FAS – What can you expect?

Just another aligner system? Not at all! At FORESTADENT we have always tried to look at things from an orthodontist's perspective.

Aligners have been on the market for more than two decades and despite all progress in these years most systems still show deficits with regards to treatment possibilities and even more the treatment results.

With FAS you have an aligner system at hand that is looking at aligner treatments the way you would look at a traditional treatment with a fixed appliance.

Within the FAS system we evaluate the individual case. We assess what can be achieved and how it can be achieved. And we are honest enough to admit it if a case is exceeding the limits of what can be done with aligners.



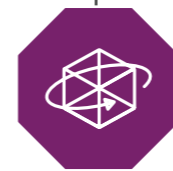
The key advantages



FAS cases are not just generated by an artificial intelligence or a technician. Your FAS cases are planned by real orthodontists who are looking at the individual case, its options and limitations in the same way you would plan a treatment with fixed appliances.



FAS cases are always planned in phases. This allows for a better control of the treatment progress and subsequent phases will always be planned based on the actual rather than just the planned situation. This can help to achieve better results and to make the duration of the treatment more predictable.



FAS case planning is always done using the real axis of rotation of the individual patient and not just a mere simulation. One of the important treatment considerations is always an orthopedically stable occlusion which leads to better oral health and long-term stability. To achieve this we can even incorporate dynamic records of the patients jaw movements in the planning process.



FAS cases can optionally be planned using CBCT data of your patient. This allows the visualization of the real roots, real soft tissue and gives a better overview over bone offering and quality. This way we can make sure that the roots will always be brought in a stable position, which in turn leads to stable results and will make sure that the aligners are adapted to the soft tissue in the best possible way.

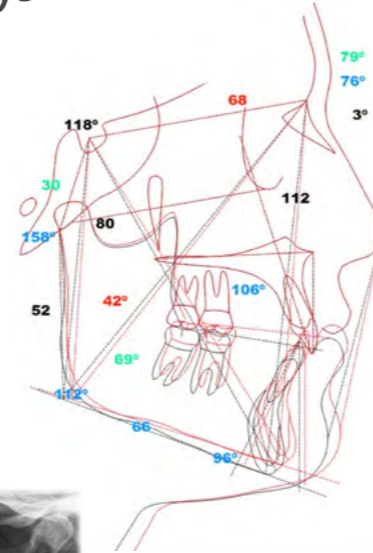
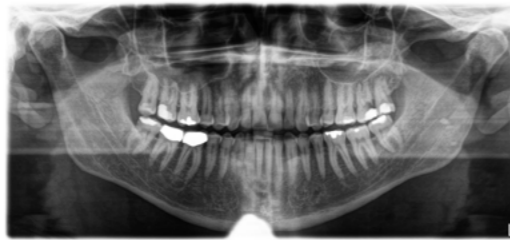
FAS – Diagnostics

Every treatment starts with a diagnosis. Comprehensive and accurate diagnostics are the basis for well planned treatments. Well planned treatments – along with an ongoing progress control – lead to an esthetic, functional and long-term stable result.

To achieve this the orthodontists at the FAS planning center are using:

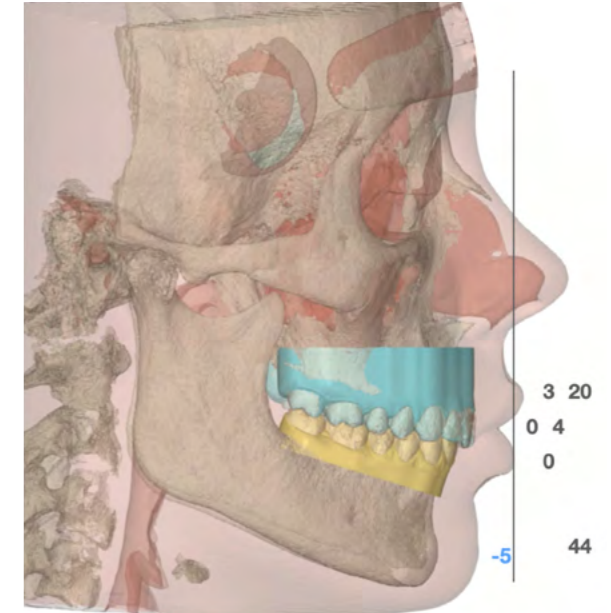
2D data – lateral and panoramic x-rays

Lateral x-rays are for example used for cephalometric tracings and a visual treatment objective which helps to determine necessary changes in the vertical dimension.



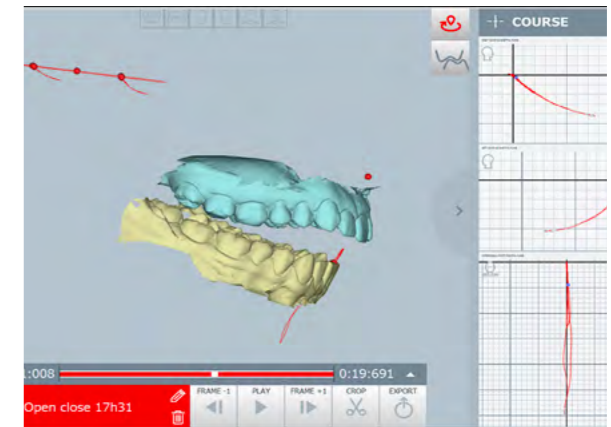
3D data – scans and CBCTs

The treatment planning is done in a software. For this we need of course three-dimensional models of the patient. CBCTs enable the planners to take a look at the shape and position of the real roots and allow the evaluation of bone offering and quality. In addition, our planning team can use a full-size CBCT to include the condylar position in the planning.



4D data – Dynamic records of the real jaw movements of your patient

Such data allows the consideration of the dynamics created by the mandible and helps to find the correct occlusion for the patient with regards to the TMJ.



FAS – Wizard

Our team is planning for you! But the best plan can only match your expectations if you let us know what you expect.

Through the FAS Wizard you can give us the instructions we need to plan our case according to your expectations.

The Wizard comprises 7 dedicated sections where you can define the modalities for the treatment.

1. Vertical Dimension
2. Transverse Dimension (Midlines)
3. Sagittal Dimension
4. Bolton Discrepancy Analysis
5. Limitations
6. Anchorage planning
7. STOP and GO®



Vertical Dimension

Mandibular center of rotation to be used *

- Mod.Jaw
- Articulator mounting
- CBCT
- Mod.Jaw & CBCT
- AXOPRISA
- No reference position (if none of the above are used)

Final position of the vertical dimension *

- Do not change
- Increase
- Reduce
- As needed

Leveling of the upper occlusal plane

Molars *

- Do not change
- Intrude
- Extrude
- As needed

Premolars *

- Do not change
- Intrude
- Extrude
- As needed

Incisors *

- Do not change
- Intrude
- Extrude
- As needed

Leveling of the lower occlusal plane

Molars *

- Do not change

Premolars *

- Do not change

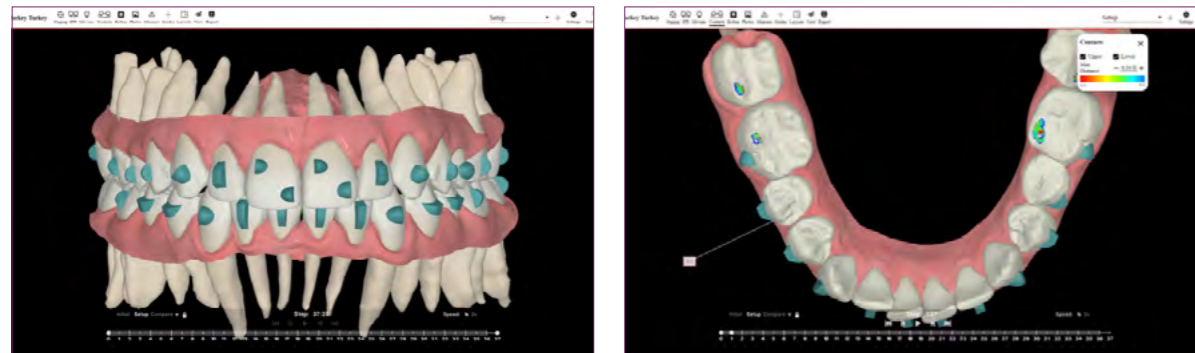
Incisors *

- Do not change

FAS – OcclusalDesign®

OcclusalDesign® is our tool to visualize the planned treatment and everything related to it.

- » Advanced Bolton Discrepancy Analysis
- » Arch discrepancy
- » Superimpositions of the situation before and after
- » Contact points and occlusion
- » Staging
- » IPR
- » Attachments and planned cutouts in the aligners



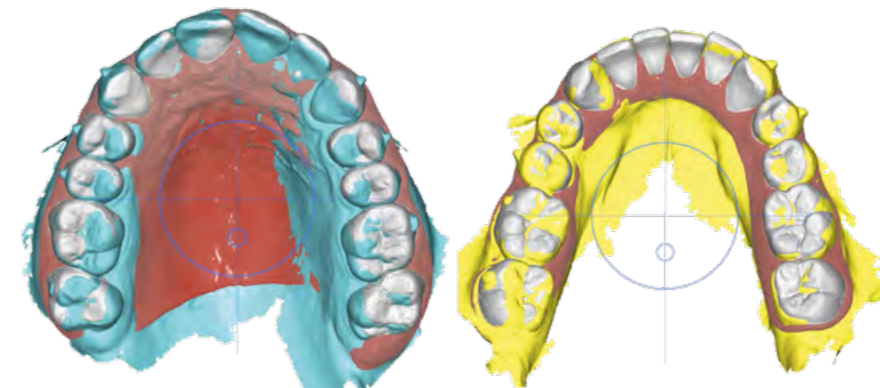
FAS – STOP and GO®

With FAS Compact and FAS Pro optional STOP and GO® can be integrated into the treatment plan. STOP and GO® is a verification step which can be planned after crucial stages in the treatment. Once this Stop is reached it is on you to evaluate if the goals have been met.

If everything is according to plan you simply proceed with the existing plan. If not, you simply take a new scan and our team replans the case based on the current scans.

Using the STOP and GO® option can help to avoid unnecessary treatment time and gives you more control over the progress. You will prevent your patient from wearing ill-fitting aligners which cannot achieve the desired results and would unnecessarily extend the treatment duration.

Additionally we can avoid waste in terms of aligners that were produced and are becoming obsolete due to the modified plan.



FAS – Treatment guide

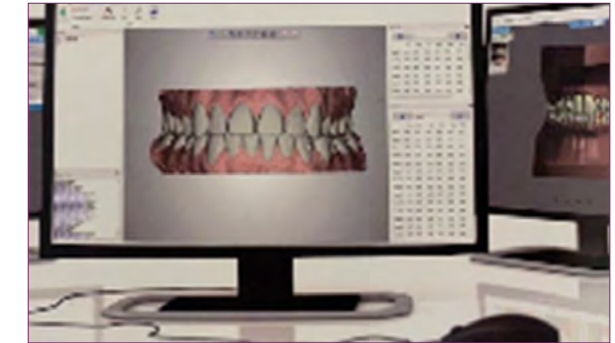
In addition to the web based OcclusalDesign® you also receive the FAS treatment guide which shows you the summary of all vital information at a glance.



FAS – The packages

Free of charge estimation of feasibility

Upload your photos and x-rays and our team will evaluate your case with regards to its feasibility with aligners and recommend the appropriate package.



FAS Flex – For small movements

Initial planning and the aligners necessary to achieve the objective. Aligners are billed according to actual need

FAS Target – For standard cases

Initial planning with up to 20 aligners in upper & lower and finishing planning with up to 5 aligners in upper & lower.



FAS – The packages

FAS Compact – for medium to complex cases

OcclusalDesign® with up to 25 aligners in upper & lower, one intermediate replanning with up to 15 aligners in upper & lower and a finishing planning with up to 5 aligners in upper & lower. Optionally one STOP and GO® can be integrated in the treatment plan.



FAS Compact with roots – for medium to complex cases (requires CBCT)

OcclusalDesign® based on real roots with up to 25 aligners in upper & lower, one intermediate replanning with up to 15 aligners in upper & lower and a finishing planning with up to 5 aligners in upper & lower. Optionally one STOP and GO® can be integrated in the treatment plan.



FAS – The packages

FAS Pro – for complex cases

OcclusalDesign® with up to two intermediate replannings and one finishing planning. Two STOP and GO® can optionally be integrated.



FAS Pro with roots – for complex cases (requires CBCT)


OcclusalDesign® based on real roots with up to two intermediate replannings and one finishing planning. Two STOP and GO® can optionally be integrated.



FAS –

How you can sign up

We have created a dedicated website where you can register.
Please visit www.fasaligners.com and click on the button „Start now“.



FAS –

How you can sign up

Please enter your data into the registration form.
Your account is set up for you and you will receive your access data by e-mail.

A registration form titled 'Clinic' with a close button (X) in the top right corner. The form is divided into two sections: 'Clinic' and 'User'. The 'Clinic' section includes input fields for 'Legal name of the clinic', 'E-Mail', 'Phone', 'Address', 'City', 'ZIP', and 'Country'. The 'User' section includes input fields for 'Name', 'Surname', and 'E-Mail'. A 'Submit' button is located at the bottom of the form.

FORESTADENT

Bernhard Förster GmbH
Westl. Karl-Friedrich-Str. 151
75172 Pforzheim

Phone: +49 (0) 7231 459-0

Fax: +49 (0) 7231 459-102

www.fasaligners.com

www.forestadent.com

info@forestadent.com

**FORESTADENT**[®]
GERMAN PRECISION IN ORTHODONTICS