



The Sprint[®] bracket family

Combining the proven with the new

www.forestadent.com



 **FORESTADENT[®]**
GERMAN PRECISION IN ORTHODONTICS



The brackets of the Sprint® family: Sprint® II, Mini Sprint® II & Micro Sprint®

Modern precision brackets for your dental practice

For most orthodontic treatments with fixed braces, metal brackets are used. But not all brackets are alike. Even the most common treatment method involves details which must be taken into account.

The Sprint® family brackets by FORESTADENT® are made of a single piece of medical nickel-free stainless steel. Designed to provide a comfortable fit and all the essential features you would expect from a modern bracket. If your patients want more unobtrusive braces, in addition to the classic Sprint® II Bracket there is also the much more compact Mini Sprint® II Bracket and the Micro Sprint® Bracket – currently the smallest bracket in the world.

Besides the optical advantage, both brackets cover a smaller tooth surface and thus considerably make cleaning the teeth easier. The brackets' reduced overall height provides additional patient comfort, yet still allows sufficient space for double ligatures and chains.

Sprint® II



Mini Sprint® II

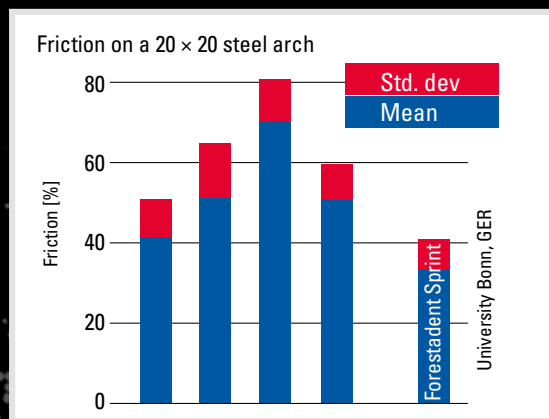


Micro Sprint®



Sophisticated design

The base of all Sprint Brackets has an anatomically curved shape. Hook-shaped undercuts on the base provide a higher adhesion than a mesh base. A significant amount of adhesive is attached to the base and not to the tooth when removing the brackets.

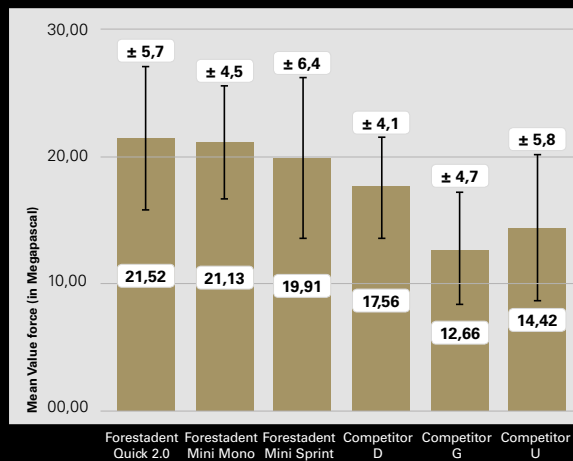


Reduced friction

Rounded slot edges reduce the friction of the wire in the slot significantly. The improved transmission of force leads to successful treatment outcomes.


Scientifically proven

The increased shear bond strength of brackets fitted with the hook base developed by FORESTADENT has been confirmed in an inaugural dissertation* at the Julius Maximilian University of Würzburg. FORESTADENT metal brackets showed significantly stronger values than those of competitors.



*Excerpt from the inaugural dissertation of the Polyclinic for Orthodontics of the Julius Maximilian University Würzburg, submitted by Christian Mihlan from Magdeburg in June 2012 (abstracted and summarised by FORESTADENT).

Micro Sprint® Bracket in size comparison to products by competitors:



Sprint® II – A proven classic!

The Sprint® II brackets are popular with many orthodontists because they are easy to use without looking chunky on the teeth.

Mini Sprint® II – The smaller, more aesthetic alternative to the normal size Sprint® brackets

The smaller, more aesthetic alternative to Sprint® brackets by FORESTADENT has a 20% reduction in its occlusal-gingival height, which significantly increases wearing comfort. Despite the lower overall height, it is just as easy to use as larger brackets and has all the mechanical advantages. The recent design optimisation of the 2nd generation is so close to the pulse of modern orthodontics, that virtually nothing is left to be desired.

Micro Sprint® – Excellent, multiple award-winning design

Micro Sprint® is not only the smallest twin bracket in the world today, it also offers all the essential product features of larger brackets despite its compact size. Micro Sprint® is a one-piece bracket made of high-strength stainless steel that can be combined with all common arch sizes. For Micro Sprint, we offer specially flattened rubber ligatures and chains.

Micro Sprint®

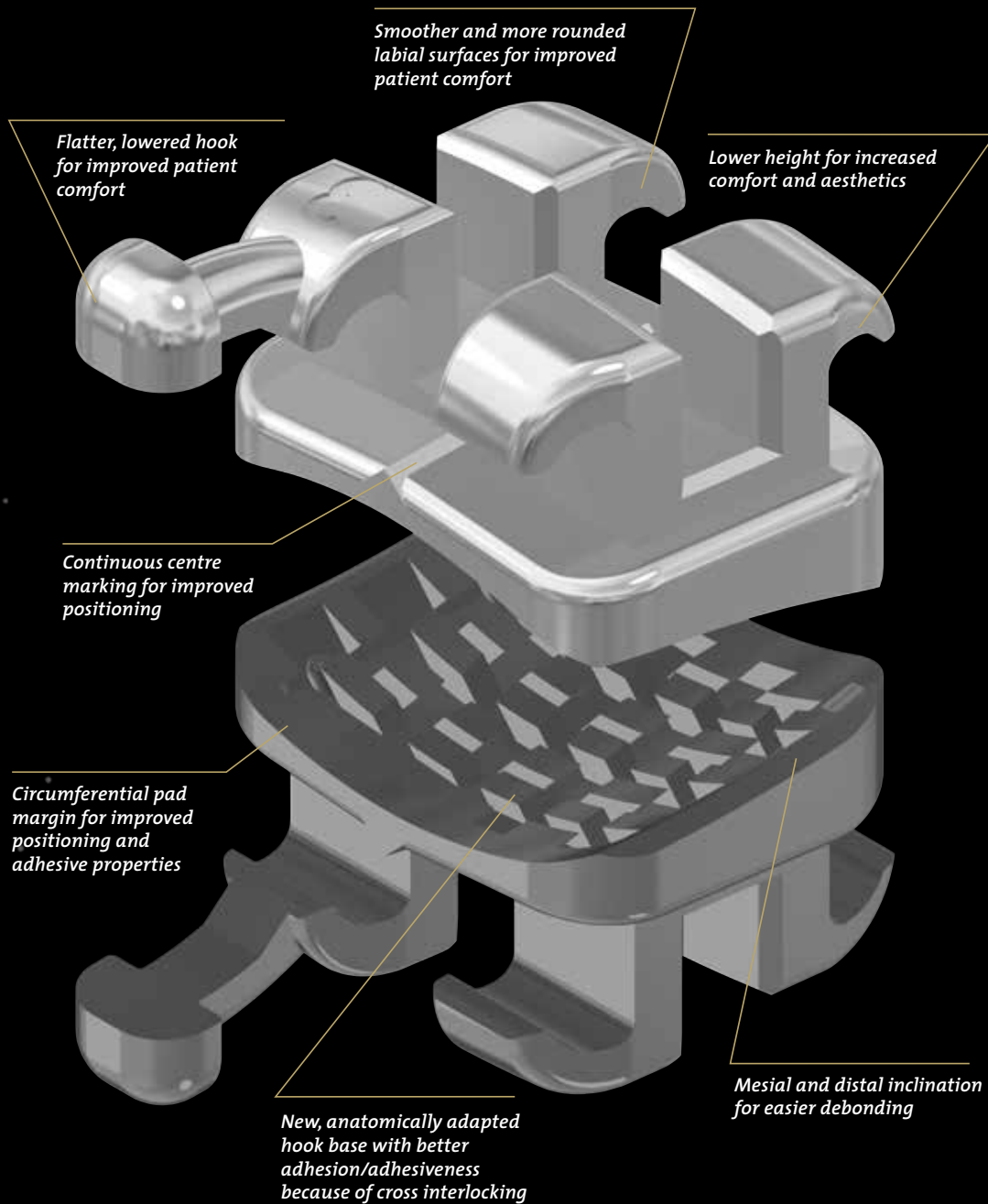


Mini Sprint® II



Sprint® II





The advantages of the Sprint® Bracket product family at a glance:

1. *High wearing comfort*
2. *Secure adhesion to the tooth*
3. *Easy and simple handling*
4. *Stable: injected in one piece*
5. *Gentle and effective: the force is perfectly transferred to the tooth*
6. *Tooth-friendly: easy removal at the end of the treatment*
7. *Absolutely hygienic due to high material density and thus closed, smooth surface*
8. *No allergies: made of nickel-free stainless steel*
9. *Made in Germany*

Additional advantages Mini Sprint® II & Micro Sprint®

1. *More aesthetic & inconspicuous than Sprint® Brackets*
2. *Easy care due to reduced tooth surface coverage*
3. *Comfortable wear due to significantly lower overall height compared to Sprint® brackets*

The heart of a bracket – the prescription

In order to use the most state-of-the-art bracket technology in a clinically perfect manner, a prescription is required. A treatment concept relying on many years of experience and yet always responsive to advances in clinical practice. That is why the brackets of the Sprint® family are available for various uses.

	McLaughlin/Bennett 5.0	FACE Evolution II	Roth	McLaughlin/Bennett/Trevisi
Sprint® II			X	X
Mini Sprint® II	X	X		
Mini Sprint®			X	X
Micro Sprint®			X	X

McLaughlin Bennett 5.0 (2018)

Successful treatment must always be based on continuous progress. In keeping to this principle, Dr. Richard McLaughlin and Dr. John Bennett are constantly refining their McLaughlin/Bennett/Trevisi system, which was once developed together with Dr. Hugo Trevisi, and adapting it to the latest scientific and practical findings. The latest modification of their worldwide successful concept is McLaughlin Bennett 5.0. The current version takes into account the progress made in recent years (including bracket accuracy, treatment arches, etc.), which play a significant role in successful modern orthodontics.

FACE Evolution II

The team of internationally renowned orthodontists has further developed the Roth Prescription. It advocates a treatment approach that does not only aim at the harmonisation of facial and dental aesthetics as well as functional occlusion. It also includes periodontal health, a stable orthopaedic position of the jaw, free airways and solid results. With FACE Evolution II, the latest modification is now available. It stands out for its modified torque values of the brackets for the upper and lower canines and premolars, as well as for the first and second upper molars.

Roth prescription

The Roth prescription reflects the view that the correction of a malocclusion must be carried out in accordance with a well-functioning occlusion. Aspects such as facial and dental aesthetics, functional occlusion and temporomandibular joint position as well as stability and periodontal health must be considered in the diagnosis.

McLaughlin/Bennett/Trevisi prescription (1997 UND 2001)

Dr. Richard P. McLaughlin, Dr. John C. Bennett and Dr. Hugo Trevisi presented their own prescription after 20 years of clinical experience with the straight wire appliances. They used the Andrews standard values and changed them from a clinical point of view, especially with regard to torques. Their philosophy mirrors a highly systematic approach and is based on a comprehensive system of brackets, an exact specification for their positioning on the tooth, various arch shapes and the use of gentle, constant forces.

FORESTADENT USA

3451 Rider Trail South
Earth City, MO 63045

Phone: 1-314-878-5985

Fax: 1-314-878-7604

TOLL FREE 1-800-721-4940

info@forestadentusa.com

 **FORESTADENT®**
GERMAN PRECISION IN ORTHODONTICS