

# ORTHOeasy®



*Refined, efficient & flexible.*

*The complete system for skeletal anchorage solutions.*


[www.forestadent.com](http://www.forestadent.com)

 **FORESTADENT®**  
GERMAN PRECISION IN ORTHODONTICS

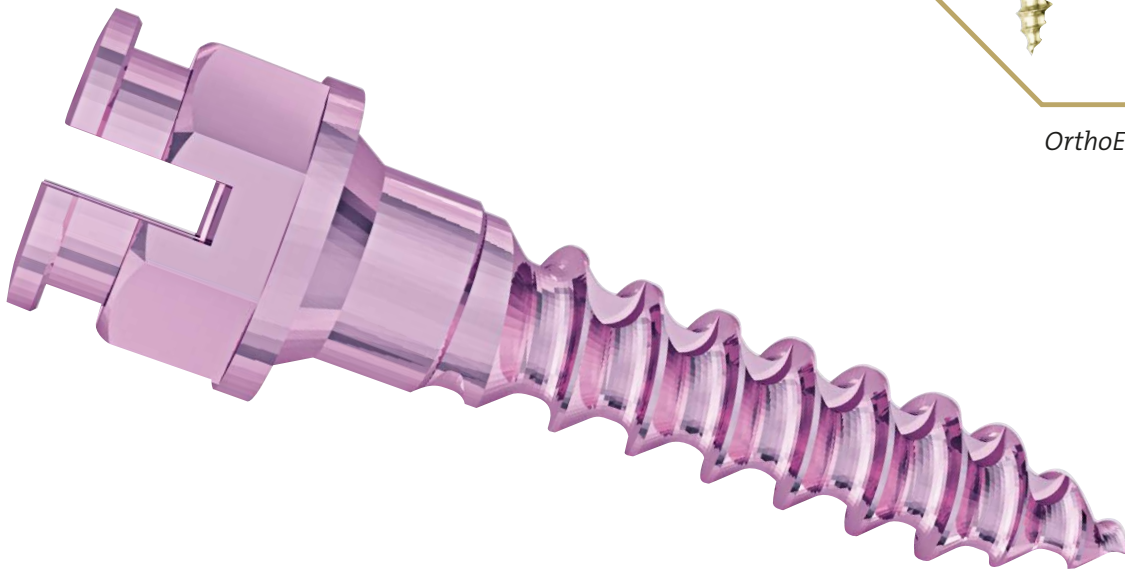
# ORTHOeasy® Pins

## *Skeletal anchorage made easy*

*The OrthoEasy® pins come with a self-cutting thread and colour-coded lengths for quick identification. The vestibular OrthoEasy® mini implants employ a bracket design screw head with a cross slot .022" x .025" and a rounding on the inside, allowing the use of wire sizes up to .019" x .025".*



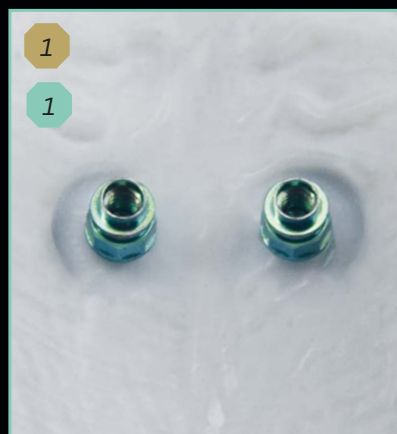

*OrthoEasy® Pins*



# ORTHOeasy® Pal

## *The clever supplement for palatal anchorage*

*The OrthoEasy® System is complemented by OrthoEasy® Pal. Pal stands for palatal, as the pin was developed specifically for the anchorage of orthodontic appliances in the palate. Now appliances for palatal expansion and distalization or mesialization can be attached quicker and easier. The head of the OrthoEasy® Pal is equipped with a practical inner thread so that the abutments can simply be attached with a retaining screw.*



Placement of OrthoEasy® Pal in palate.



An abutment is placed on the screw head, to which the appliance is welded.



The appliance is attached to the head of the OrthoEasy® Pal Pin with a retaining screw.

*The design of the thread peak offers safe and easy passage through the gingiva and corticalis.*

*Shark like cuts make a new pitch at every single winding step.*

*OrthoEasy® Pin*

*Transgingival conical screw neck for wound closure in the area of the gingiva.*

*An innovative head and three colour coded lengths for all of your orthodontic anchorage needs.*


*Compression step at the corticalis for higher stability through mechanical compaction of the bone.*

*OrthoEasy® Pal*




*Easy anchorage of appliances in the screw head.*

## *Advantages of the OrthoEasy® mini implants*




*Small inventory of screws covers most treatment options*




*Limited additional instruments required*



*Self-drilling insertion*




*Easy insertion with low torque, thanks to shark-like cuts*




*Primary stability thanks to a compression step in the last pitch*




*Multiple connection possibilities through refined head design*




*Good hold in the insertion tool thanks to the hexagon head, offering increased leverage*



*Optimum control of the slot position during insertion thanks to coloured laser marking on the blade*



*High level of patient comfort thanks to reduced vertical head height*



*Visual differentiation thanks to colour-coding*



*Bio-compatible through titanium grade 5 alloy*

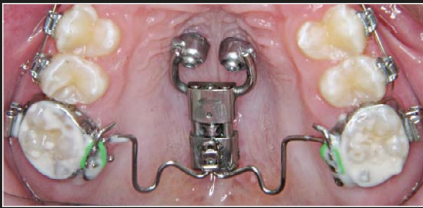


***Additional advantage with OrthoEasy® Pal***  
*Reliable screwing of the appliance to the mini implant using retaining screws*

## OrthoEasy® accessories



*The power arm targets power at the same height as the centre of resistance and is applicable for en masse retraction and sliding mechanics.*



*Palatal-abutments for easy coupling of lab-made appliances to OrthoEasy® Pal Pins (i.e. Frog and RPE appliances).*



*The space jet allows safe, fast and gentle space closure with minimal clinical input.*



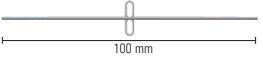

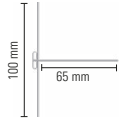





















*Molar up-righting spring for direct pin anchorage.*



*The slider concept allows for simple and guided mesializing and distalizing, respectively, of teeth.*

## Accessories

Order No.		Description	Content	OrthoEasy <sup>®</sup>	OrthoEasy <sup>®</sup> Pal
1299-0100		<b>Fixation plate with parallel wire</b> (ø 1.1 mm)*	1	-	
1299-0101		<b>Fixation plate with orthogonal wire</b> (ø 1.1 mm)*	1	-	
1299-0102		<b>Fixation plate with wire in T-shape</b> (ø 1.1 mm)*	1	-	
322-0110		<b>SmartJet™ Tube, distal-mesial slider</b>	1	-	
322-0120		<b>SmartJet™ laboratory screw driver</b>	1	-	
322-0121		<b>SmartJet™ blade for torque screw driver</b>	1	-	
1299-0007		<b>Torque Driver</b> (for 1299-1006, 322-0121), limited to 10 Ncm	1	-	
A167D1639		<b>Distal screw for Frog II appliance</b>	1	-	
100-0009		<b>Safety Key</b>	1	-	
307-1012		<b>Memory Titanol-spring</b> for molar-uprighting	10		-
307-1010					
307-1060		<b>Power-Arm .018"</b>	10		-
307-1065		<b>Power-Arm .022"</b>			
307-1070		<b>Space Jet</b>	2		-

\*Length fixation element 13.5 mm





OrthoEasy® and OrthoEasy® Pal Pins – non sterile

























Order No.			Size	Content	OrthoEasy®	OrthoEasy® Pal
1101A2306		6 mm	6 x 1,7 mm Slot .022"	5		-
1101A2308		8 mm	8 x 1,7 mm Slot .022"	5		-
1101A2310		10 mm	10 x 1,7 mm Slot .022"	5		-
1201A2308		8 mm	8 x 1,7 mm	5	-	

OrthoEasy® and OrthoEasy® Pal Pins – sterile






Order No.			Size	Content	OrthoEasy®	OrthoEasy® Pal
1101S2306		6 mm	6 x 1,7 mm Slot .022"	5		-
1101S2308		8 mm	8 x 1,7 mm Slot .022"	5		-
1101S2310		10 mm	10 x 1,7 mm Slot .022"	5		-
1201S2308		8 mm	8 x 1,7 mm	5	-	

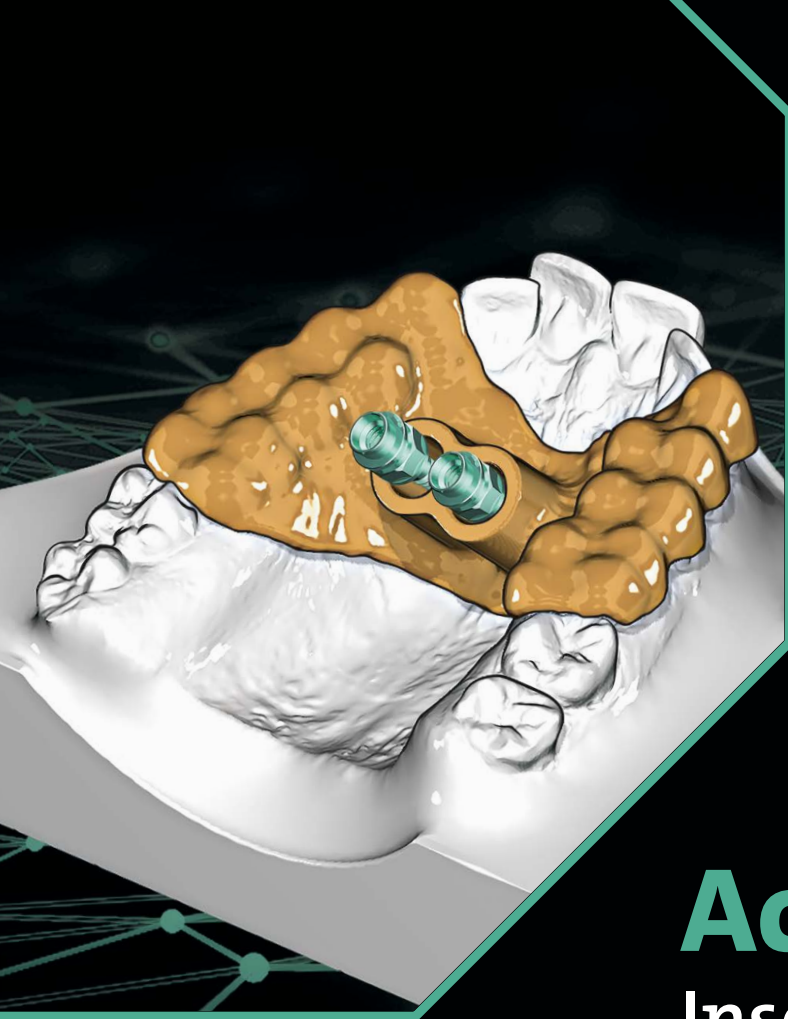


## Basic products

Order No.		Description	Content	OrthoEasy®	OrthoEasy® Pal
1199-0006		<b>OrthoEasy® short blade 10 mm –</b> Octagonal for screwdriver	1		-
1199-0015		<b>OrthoEasy® long blade 45 mm –</b> Octagonal for screwdriver	1		-
1199-0007		<b>OrthoEasy® blade 5 mm –</b> Octagonal for contra-angle handpiece	1		
1199-0008		<b>OrthoEasy® blade 10 mm –</b> Octagonal for contra-angle handpiece	1		
1199-0002		<b>OrthoEasy® handle for screw driver</b>	1		-
1299-1001		<b>OrthoEasy® Pal lab analog</b>	1	-	
1299-1003		<b>OrthoEasy® Pal Retaining screw</b> only to be used with 1299-1006	10	-	
1299-1004		<b>OrthoEasy® Pal abutment, flat profile</b>	10	-	
1299-1014		<b>OrthoEasy® Pal abutment, high profile</b>	10	-	
1299-1005		<b>OrthoEasy® Pal impression cap</b>	10	-	
1299-1006		<b>Blade for OrthoEasy® Pal retaining screw</b> for contra-angle handpieces with torque control (Torque 10 Ncm) or alternatively: 1299-0007	1	-	

Optional products

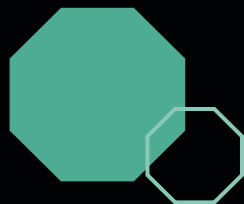
Order No.		Description	Content	OrthoEasy <sup>®</sup>	OrthoEasy <sup>®</sup> Pal
1199-0000		<b>OrthoEasy<sup>®</sup> rack</b> (empty), for OrthoEasy <sup>®</sup> pins and instruments	1		
1299-1007		<b>Manual drive attachment</b> for contra-angle handpiece	1	-	



# Accuguide®

## Insertion guide

for a template guided insertion  
of OrthoEasy® Pal mini screws



**FORESTADENT (Germany)**

Bernhard Förster GmbH  
Westliche Karl-Friedrich-Str. 151  
75172 Pforzheim

Phone: +49 (0) 7231 459-0

Fax: +49 (0) 7231 459-102

[info@forestadent.com](mailto:info@forestadent.com)

[www.forestadent.com](http://www.forestadent.com)